



# 3D PDF Pro

Version 2.2

## Installation Guide

This document provides instructions for downloading and installing the 3D PDF Pro Plug-in. It also lists the minimum system requirements and explains where to find additional information regarding activation and use of the software.

5/3/2016

### **PROSTEP INC**

300 Park Street  
Suite 410  
Birmingham, MI 48009  
USA

## Download, Installation and Activation Instructions



Tel.: +1-877-678-3701

Fax.: +1-877-678-3702

## Note

If you have any comments, questions or suggestions regarding this documentation and the software it describes, please contact:

**PROSTEP INC, 300 Park Street Suite 410, Birminham, MI 48009**

**E-mail: [pdfsupport@prostep.com](mailto:pdfsupport@prostep.com)**

**Phone:**

**U.S.: 8 PROSTEP 01 (877 678 3701)**

**All other countries: (+49) 6151 9287 444**

The content of this manual may be subject to change without notice. The software described in this manual can only be used and copied as specified in the licensing agreement. No part of the documentation may be reproduced in any way (by means of photocopies, microfilm or any other method) without the prior permission of PROSTEP INC or processed, duplicated or circulated by means of electronic systems. PROSTEP INC offers no warranty regarding content or use of this manual.

All other company and product names used in this document may by registered trademarks of their respective companies.

© Copyright PROSTEP INC, 1995-2016

All rights reserved.

Printed in United States

## Table of Contents

### 3D PDF Pro

<b>1. Overview</b>	<b>3</b>
<b>2. Download Instructions</b>	<b>3</b>
2.1 3D PDF Pro	3
2.2 Acrobat XI Pro, and DC (2015)	3
<b>3. System Requirements</b>	<b>4</b>
3.1 3D PDF Pro for Acrobat system requirements	4
<b>4. Installing 3D PDF Pro</b>	<b>5</b>
<b>5. Licensing 3D PDF Pro</b>	<b>7</b>
5.1 Trial License Request	7
5.2 Activate Purchased License	8
5.3 Registered License	12
5.4 Transfer License	12
5.5 Deactivate License	13
<b>6. Getting Started</b>	<b>13</b>

# 1. Overview

This end user manual provides instructions for downloading and installing 3D PDF Pro. It also lists the minimum system requirements and explains where to find additional information regarding activation and use of the software.

## 2. Download Instructions

### 2.1 3D PDF Pro

These instructions are for users who have recently downloaded or purchased 3D PDF Pro. If you have not already downloaded 3D PDF Pro, [please click here to request a 30 day free trial](#) or email [infocenter@prostep.com](mailto:infocenter@prostep.com).

### 2.2 Acrobat XI Pro, and DC (2015)

3D PDF Pro has been developed as an Plug-in for Acrobat and supports versions XI Pro and DC (2015), and as such, requires that Acrobat XI Pro or DC (2015) be installed prior to downloading 3D PDF Pro.

Adobe Acrobat products can be downloaded at:

<https://helpx.adobe.com/acrobat/kb/acrobat-downloads.html>

If you have not yet purchased Acrobat Pro, then it can be purchased along with our 3D PDF Pro Suite Bundle. Please contact [infocenter@prostep.com](mailto:infocenter@prostep.com) for more information.

## 3. System Requirements

### 3.1 3D PDF Pro for Acrobat system requirements

#### Windows

- 1.3 GHz or faster processor
- Microsoft® Windows® 7, 8, 8.1 and 10 for 32-bit (32-bit and 64-bit)
- Windows Server 2008 (32-bit and 64-bit); Windows Server 2008 R2 (32-bit and 64-bit);
- Microsoft® Windows® XP Home, Professional, or Tablet PC Edition with Service Pack 3 for 32-bit (with Service Pack 2 for 64-bit); Windows Server® 2003 (32-bit and 64-bit; Service Pack 2 required for 64-bit); Windows Server 2008 (32-bit and 64-bit); Windows Server 2008 R2 (32-bit and 64-bit);
- Windows Vista® Home Basic, Home Premium, Business, Ultimate, or Enterprise with Service Pack 2 (32-bit and 64-bit);
- Internet Explorer 7, 8, 9, 10, and 11;
- 512 MB of RAM (1 GB recommended)
- 2 GB of available hard-disk space
- 1,024x768 screen resolution (1680x1050 or higher is recommended)
- Video hardware acceleration (optional)

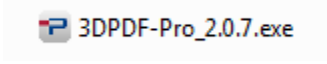
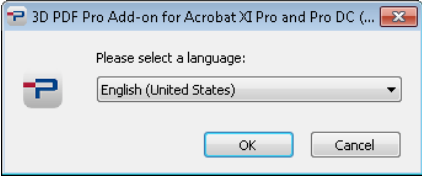
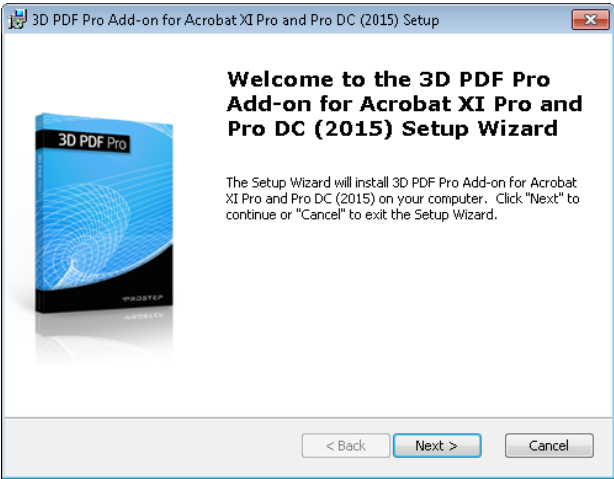
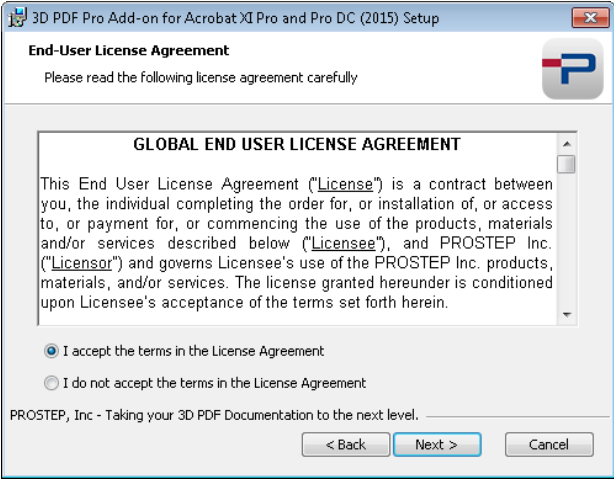
*Note: For 64-bit versions of Windows Server 2003 R2 and Windows XP (with Service Pack 2), Microsoft Update KB930627 is required.*

Installing 3D PDF Pro

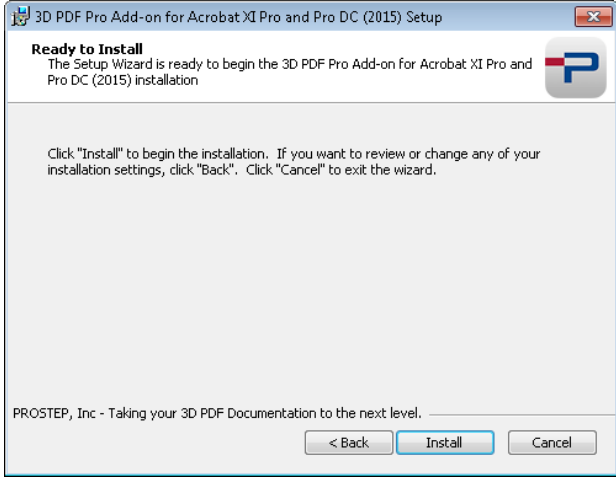
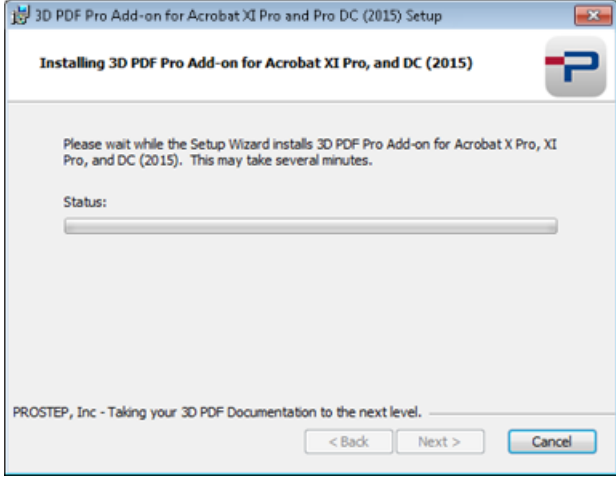

## 4. Installing 3D PDF Pro

After installing 3D PDF Pro Plugin on your machine, you must activate your Full or Trial License file within the Adobe Acrobat Pro application.

Prerequisite: Adobe Acrobat XI Pro or Adobe Acrobat DC Pro.

<p>1. Launch the 3D PDF Pro Software Installation, <b>3DPDF-Pro_2.0.7.exe</b>.</p>	
<p>2. Select the “Setup Language”.  Select <b>OK</b>.</p>	
<p>3. The “Welcome to 3D PDF Pro Installation Wizard” launches.  Select <b>Next</b>.</p>	
<p>4. Read and Accept 3D PDF Pro End User License Agreement.  Select <b>Next</b>.</p>	

Installing 3D PDF Pro

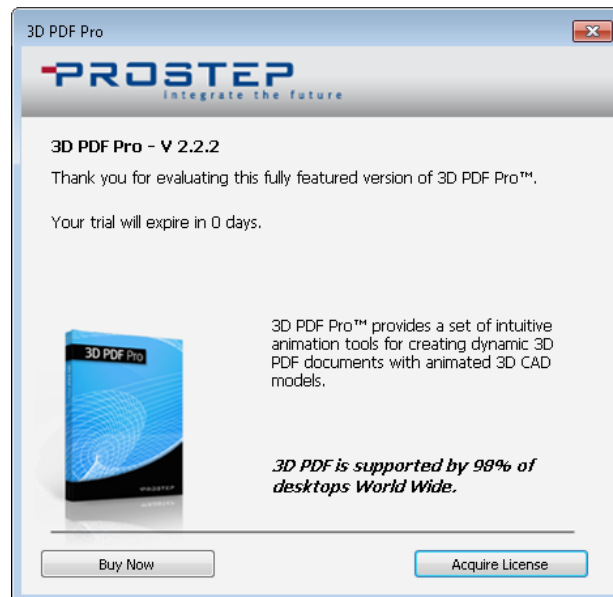
<p>5. The “Ready to Install Software” window launches.</p> <p>Select <b>Install</b>.</p>	
<p>6. Installation begins.</p>	
<p>7. The setup process is now complete.</p> <p>Select <b>Finish</b>.</p>	

**Note:** With 3D PDF Pro, a system restart may be required to fully complete the installation process. Please follow the on screen instructions.

## 5. Obtaining License for 3D PDF Pro

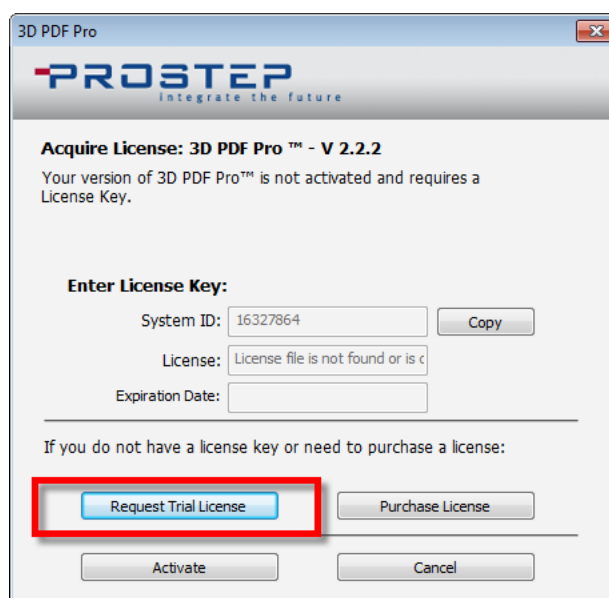
### 5.1 Trial License Request

After you have started Acrobat Pro and have launched 3D PDF Pro the following dialogue box will appear for you to purchase or acquire a license.



- Select **Buy Now** to go to the PROSTEP eStore to purchase licenses.
- Select **Acquire License** to continue to request trial license file.

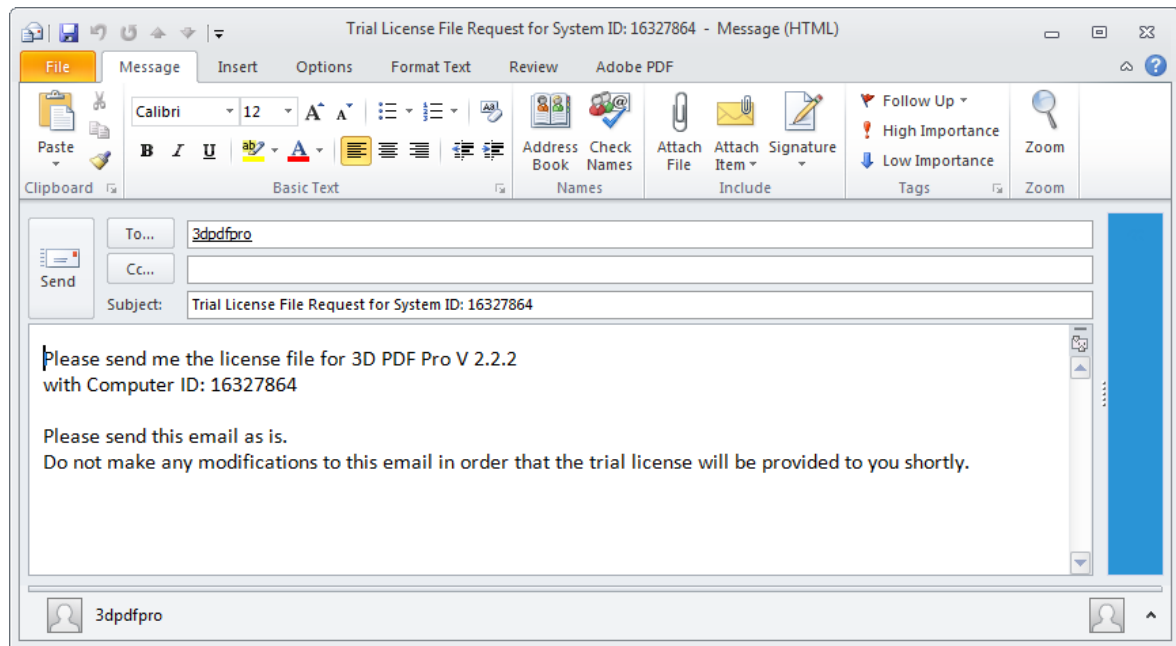
If you do not have a license and would like to trial 3D PDF Pro, please submit your System ID by selecting **Request Trial License**.





## Licensing 3D PDF Pro

Please send your trial request from your email application, as shown below. Once submitted you will receive an email shortly with your new trial license file.

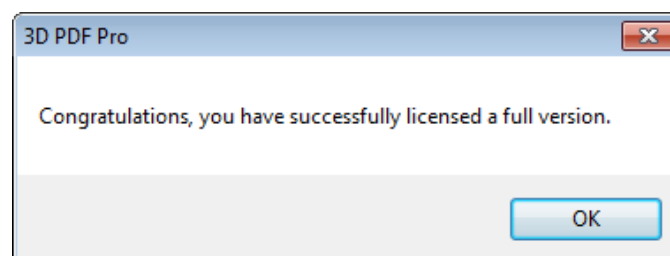


**\*Note:** When submitting your trial license request please do not change the subject line or message in the email otherwise your request might return invalid.

## 5.2 Activate Purchased License

If you have already purchased 3D PDF Pro and have not received your license file, please copy your **System ID** and submit your System ID to your Sales Representative or email PROSTEP Support at [hotline@prostep.com](mailto:hotline@prostep.com).

If you have already obtained your purchased license file, please select **Activate** then navigate to the location of your license (\*.lic) file. Upon successful licensing, the following dialog will appear.

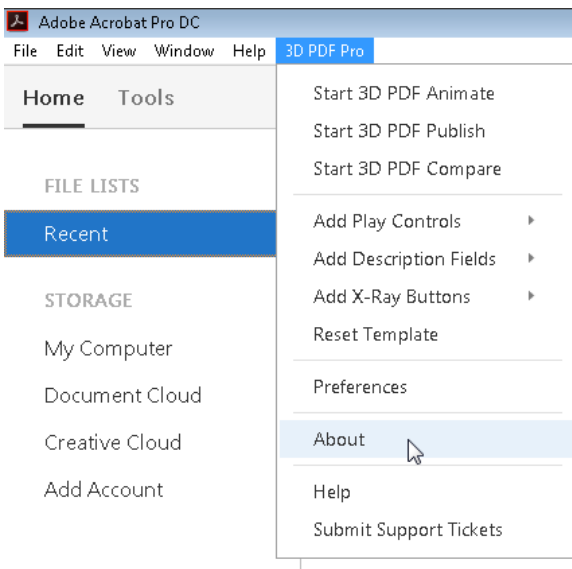



If you need to purchase a license, the **Purchase License** button will launch a browser and take you to PROSTEP eStore, <http://www.3dpdf.com/en/client-solution/buy-now.html>, where you can purchase a 3D PDF Pro along with other bundles.

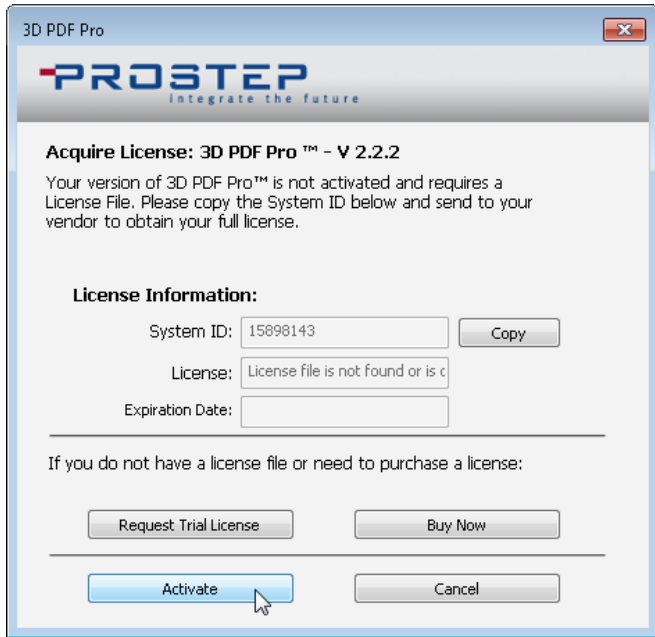
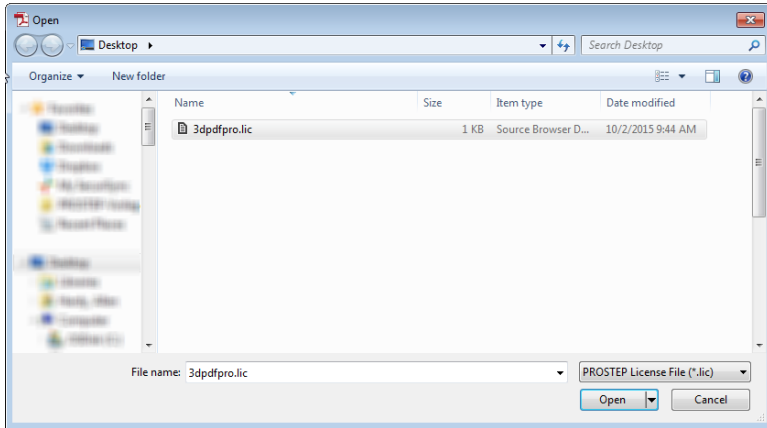
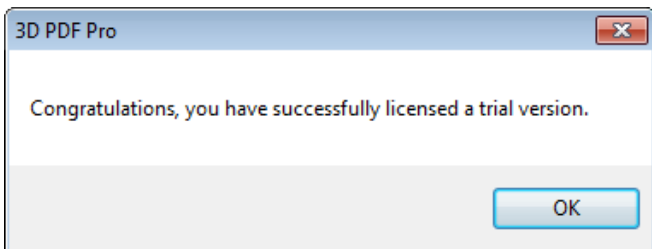
## 5.3 License Activation

After installing 3D PDF Pro Plugin on your machine, you must activate your Full or Trial License file within the Adobe Acrobat Pro application. Follow the instructions below if you already have your license file.

Prerequisite: Adobe Acrobat XI Pro or Adobe Acrobat DC Pro.

<p>1. After you have started Acrobat Pro go to the Acrobat Top Menu Bar and select <b>3D PDF Pro &gt; About</b>.</p>	
<p>2. In the 3D PDF Pro dialog, select <b>Acquire License</b>.</p>	

Licensing 3D PDF Pro

<p>3. Select <b>Activate</b>. You must have your license file before moving to the next step.</p> <p>*If you do not already have your license please follow step <b>5.1</b> or <b>5.2</b> to obtain your license file.</p>	
<p>4. Navigate to the location of the trial license you have obtained from PROSTEP. Highlight the <b>3dpdfpro.lic</b> file and select <b>Open</b>.</p>	
<p>5. Once your trial license is activated you are all set. Select <b>OK</b>.</p>	

Licensing 3D PDF Pro

6. Once your license is activated the About menu will appear as shown.



## 5.4 Registered License

Information regarding your registered license file can be found in the following dialog which is accessed from 3D PDF Pro → About.

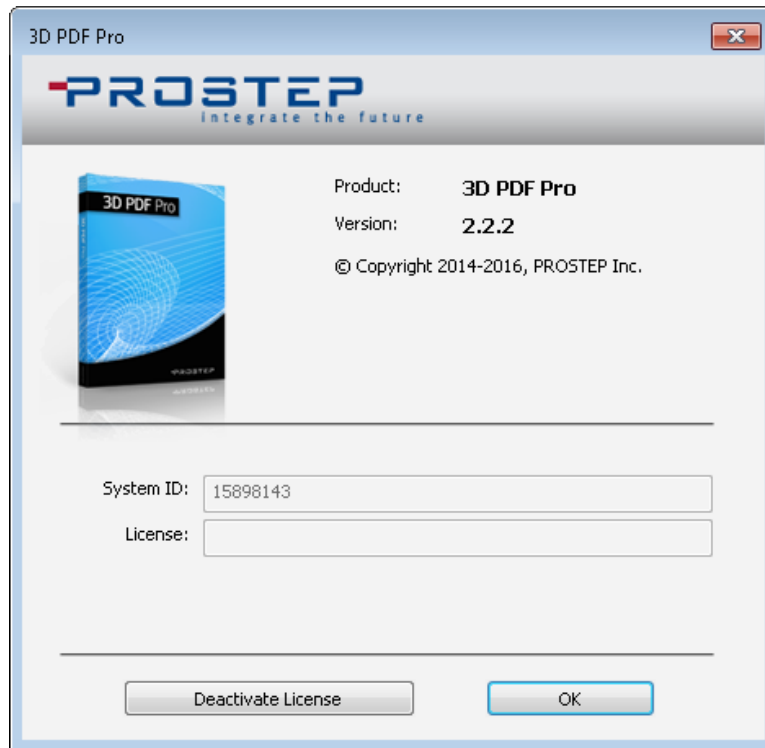


## 5.5 Transfer License

If for any reason you need to transfer your 3D PDF Pro license to a new machine or your computer has crashed and you need to obtain a new license, please contact your VAR contact or email PROSTEP Support at [hotline@prostep.com](mailto:hotline@prostep.com).

## 5.6 Deactivate License

Before transferring your 3D PDF Pro license, to deactivate simply click on the **Deactivate License** button.



## 6. Getting Started

### 3D PDF Pro

For more information on how to use 3D PDF Pro with Adobe Acrobat, please visit:

[www.3dpdf.com/en/client-solution.html](http://www.3dpdf.com/en/client-solution.html)

Here you will find an extensive set of resources including the complete help documentation, sample data and many tutorials.

### Acrobat®

For information installing and using Adobe® Acrobat®, please visit:

<http://helpx.adobe.com/acrobat.html>